

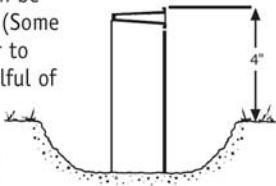
# THE LAP SPLICE™ U-CHANNEL BREAKAWAY SYSTEM

Patent No. 5125194

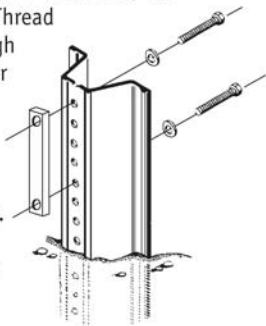
## Installation

The LAP SPLICE system consists of two each of these components: cut washers, specially designed Grade 9 bolts, self-locking flange nuts; and a single bar spacer. This system is FHWA approved only when used to lap splice Nucor Steel Marion RIB-BAK® U-channel sign and base posts.

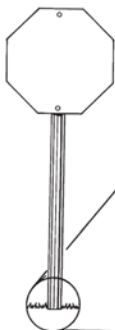
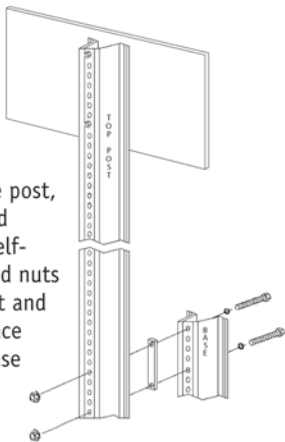
- 1** Drive base post so that no more than 4" is above the ground. Remove enough soil around base so that the fifth hole is exposed and can be easily reached. (Some installers prefer to remove a shovelful of soil prior to installation of the base post.)



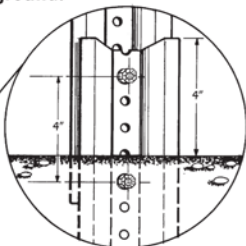
- 2** Put flat washer on bolt and insert into top hole of base post. (If first hole on top post is less than 1" from end, use second hole.) Thread top bolt through threaded spacer bar. Put flat washer on second bolt and thread into spacer bar. Tighten both bolts in spacer securely.



- 3** Nest the bottom hole of the top post onto the bottom hole of protruding bolts of the base post. (If the bottom hole of the top post is less than 1" from the end of the post, use the second hole.) Place self-locking flanged nuts onto each bolt and tighten. Replace soil around base post.



**Bolts must be 4" apart. Base post must not be higher than 4" above ground.**



## BAR SPACER SIZE CHART

Post Size (lbs./ft.)	Bar Color	Bar Size
2 & 2.5	Silver	$\frac{3}{8}$ " x $\frac{3}{4}$ " x 5"
3 & 4	Gold	$\frac{1}{2}$ " x $\frac{3}{4}$ " x 5"

# NUCOR

**NUCOR STEEL MARION, INC.**

912 Cheney Avenue • Marion, Ohio 43302

740/383-4011 • [www.nsmarion.com](http://www.nsmarion.com)

**AMERICA'S SIGNPOST LEADER**